Chicago Public Schools

FY2024 School Budget Launch

Equity. Stability. Acceleration.

Stakeholder Engagement

- The FY2024 school budgets are reflective of input from Principals, Network Chiefs, Local School Councils (LSC), the Principal Advisory Council, and other key stakeholders we have engaged with through our Office of Family and Community Engagement.
- This budget also continues to advance the recommendations made by the 2020 School Funding Working Group, which included a diverse array of stakeholders including Board of Education members.
- CPS will hold an LSC-specific information session on Monday, April 24 at 6 p.m.

April 19: Principals can access their initial FY2024 school budget

April 20-May 3: CPS works with principals to prepare and submit budgets

May 4: Principals submit school budgets to CPS

Spring & Summer:

- Development of overall proposed budget
- Publishing of proposed budget
- Hearings on proposed budget
- Presentation of proposed budget to Board of Education for approval

CPS Final FY2023 Budget

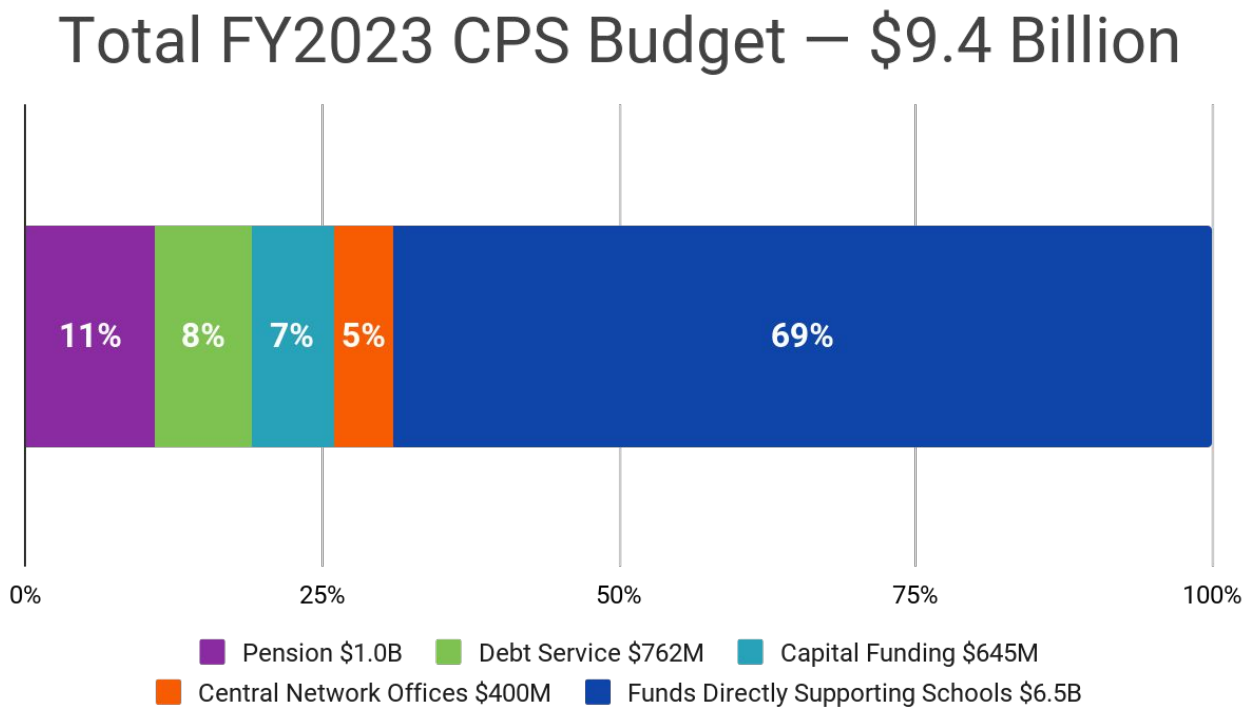

Ongoing Budget Challenges

While CPS has made important strategic funding shifts over the last several years and has benefited from federal COVID relief money, our district still does not have the appropriate level of funding from the state to meet our students' needs.

- **$1.4 billion** would be available with full funding from the state's own Evidence-Based funding formula
- **$552 million** would be available if CPS teacher pensions received the same support as other districts
- **$540 million** would be available if CPS did not have to use Evidence-Based Funding and other unrestricted revenues to cover debt service costs

Over the coming months, CPS will be engaging community stakeholders to ensure the state fulfills its commitment to CPS so that our families and our district can thrive. We encourage families and organizations to join this effort.

Types of CPS Schools

CPS will fund 633 schools in FY2024:

- 500 traditional district-run schools
- 117 charter, contract and SAFE schools
- 16 specialty and alternative schools

This presentation contains information about CPS' 500 traditional district-run schools. Charter, Contract, SAFE, Speciality & Alternative schools follow different funding models.

Key Facts on School Budgets
for Traditional District-Run Schools

Chicago Public Schools

- **School budgets have increased by almost $400 million over the last two years**
  - +$240M from FY2022 to FY2023
  - +$150M from FY2023 to FY2024
- **Per-pupil spending is increasing by almost $1,000** in school budgets compared with this year
- **91% of schools will have a higher per-pupil funding level** compared with this year
- **82% of schools are gaining funding** overall compared with this year

School Budget Increases

Nearly $400M increase for traditional district-run schools from FY2022 to FY2024

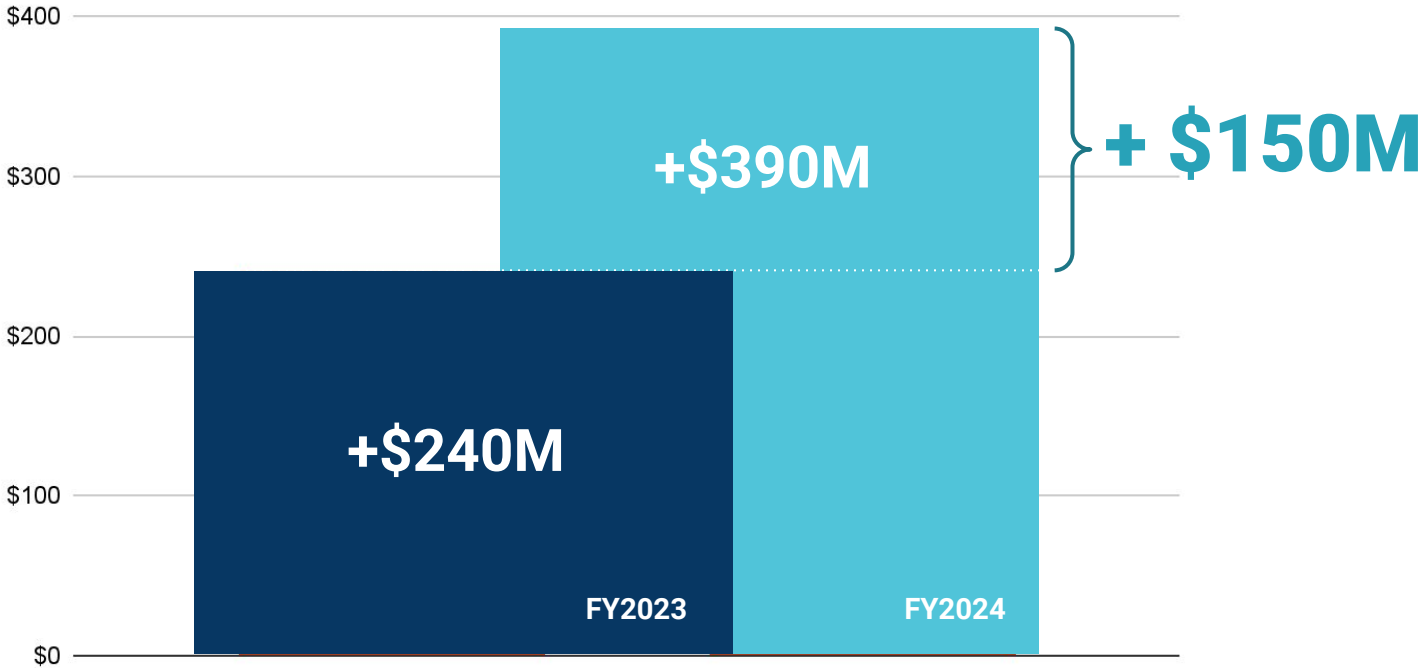

Per-Pupil Spending Increase

Per-pupil spending for traditional district-run schools increasing by nearly $1,000 in FY2024

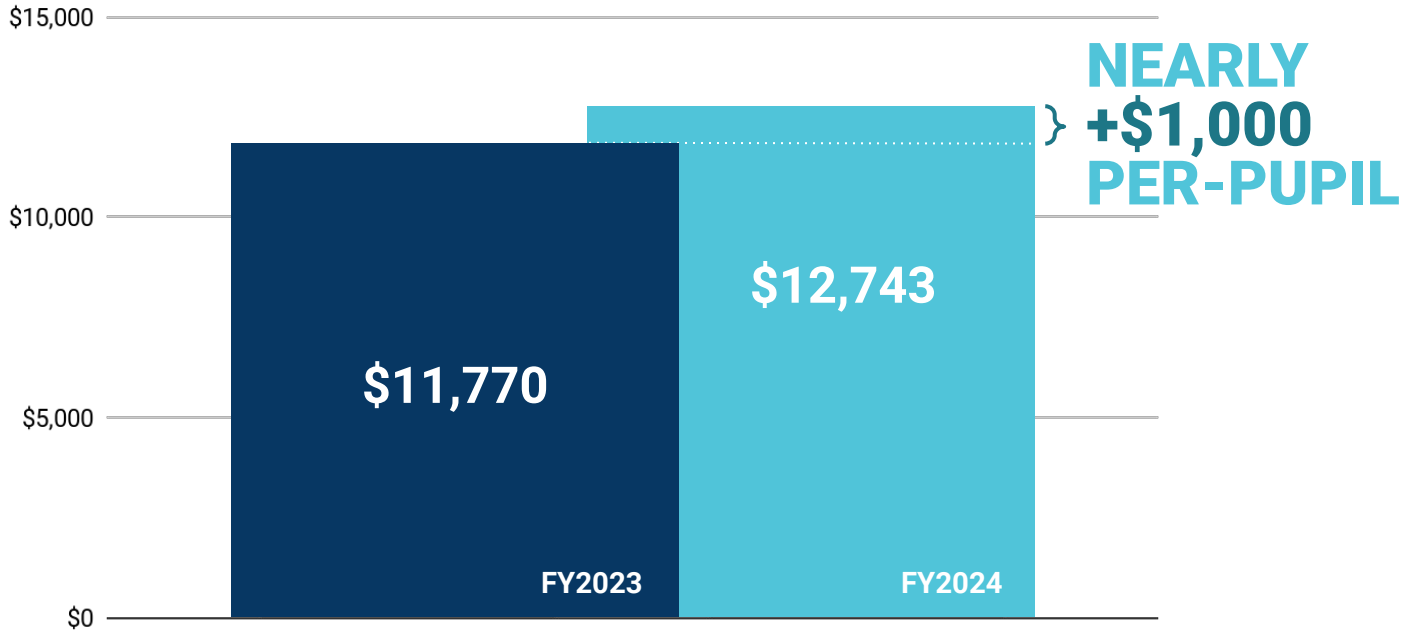

District-Wide Resourcing Priorities

Strong Instructional Core	**High Quality Curriculum-** Skyline Adoption , resources, and professional development	**Intervention Supports:** Intervention Staff in all buildings, MTSS teams and tools, CPS Tutor Corps	**Distributed Leadership:** Instructional Coaches, ILT and Teacher Leader development	**Inclusive Learning:** Staffing and services to meet the unique needs of Diverse Learners and English Learners
Student Connectedness and Belonging	**Comprehensive School Programming:** Community Schools, robust summer and Out of School Time funding	**Healing Centered Project:** Universal SEL Curriculum, Behavioral Health Teams and SEL tools, mental health partnerships	**Truancy Prevention:** home visit and programming for chronically absent students	**Well-Rounded Experiences:** access to arts, athletics, student voice opportunities
Postsecondary Pathways	**College and Career Credit:** access to college/career preparation programming and certification credit	**Technology Integration** High-speed internet in all schools & technology for all students	**Work-based Learning Opportunities:** Internships, exposure to career pathways starting in MS	**Learn, Plan, Succeed:** Student Agency goal-setting and post-secondary pathway planning
Operational Excellence	**Invest in our buildings** to promote equitable access to high-quality school environments	**Advocate for equitable and adequate funding** from local and federal sources	Ensure a **diverse workforce** and expand our district's leadership pipeline	**Improve the student experience** by providing reliable transportation and desirable food options

Resourcing the CPS Instructional Core

FY2024 school resourcing will maintain and augment FY2023 investments focused on resourcing the instructional core

Resourcing prioritization at the school level:

- reasonable class sizes
- limited splits
- access to arts
- intervention supports
- + plus fund local level priorities

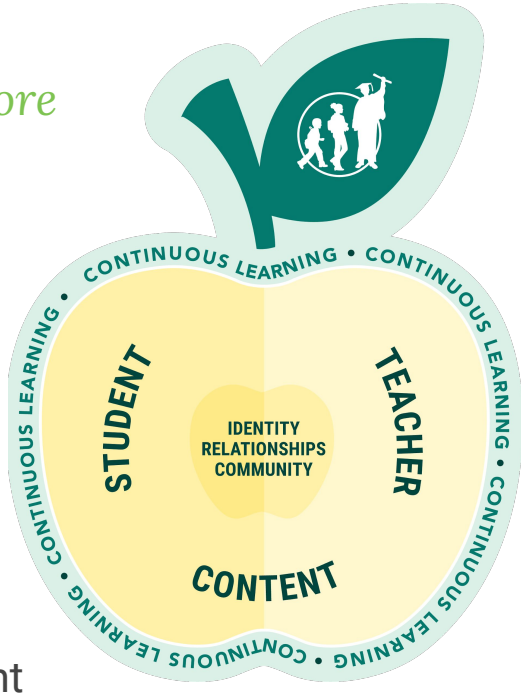

The FY2024 budget will carry forward the current year's commitment that **every school has the financial resources to meet all of the above priorities**.

Highlighting New Investments

CPS is proud to be increasing funding in key areas that we know will have the greatest impact on the students we serve.

- $100M in additional funding for special education teachers and paraprofessionals
- $32M in new funding for teaching positions with an emphasis on our highest-need schools
- $15M increase in funding for bilingual instruction, including $8M in additional funding for enrollment adjustments at schools receiving newly arriving students
- $5M increase to equity grants for under-enrolled schools
- Expanding Pre-K by 420 seats with programs in virtually all Chicago communities

Continuing Key Investments from FY2023

Along with the increases for core funding and priority student groups detailed on the previous slide, FY2024 school budgets will continue funding for support strategies included in the FY2023 budget.

- $45M to provide teacher professional development district-wide and fund additional instructional coaches at 184 schools
- $15M to provide additional district-funded counselors at 131 of the district's highest-need schools
- $8M to support athletic administration, including full-time athletic directors at over half of district high schools
- $11M to support 80 schools with significant year-over-year enrollment changes to ensure resourcing for programming
- Continued support for expanded Summer Programs and Out-of-School Time Programs
- Continued central funding of student devices and curricular supports
- Continued funding for Tutor Corps, nurses, social workers, SEL resources, and 50 advocates for Students in Temporary Living Situations (STLS) at 45 schools with high STLS enrollment

Reducing our Reliance on Enrollment-Based Funding

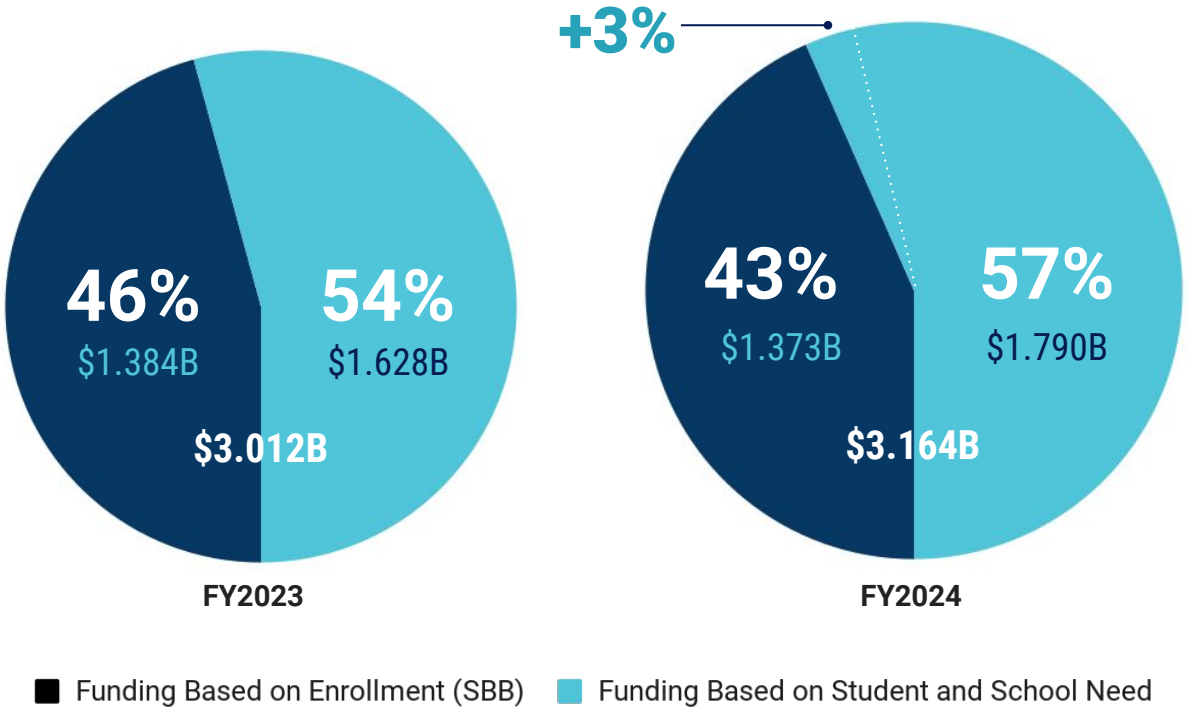

Per Pupil Spending by Demographic Plurality

Impact of Needs-Based Funding on Per-Pupil Spending

While 91 percent of schools will get an increase in per-pupil spending, the impact will be felt most heavily in schools serving a plurality of Black or Latinx students.

Demographic Plurality	# of Schools	FY23 Per-Pupil	FY24 Per-Pupil	
Black	233	$13,311	$14,680	+$1369
Latinx	214	$11,552	$12,385	+$833
White or Asian	53	$9,268	$10,021	+$753
Grand Total	**500**	**$11,770**	**$12,744**	

Opportunity Index Drives Resource Equity

Index Variable	Description
% Diverse Learner Population	Percent of diverse learner population (LRE 1, 2, or 3)
% Not Enrolled in Medicaid	Percent of students enrolled (eligible) in FRM but not enrolled in Medicaid
% FRL	Percent of students qualifying for Free or Reduced Lunch
% LEP	Percent Limited English Proficiency of attending students
% STLS	Percent of students in transitional living situations (homeless)
% students residing in INVEST S/W	Percent of students at a given school who reside in one of the city's INVEST South/West community areas
>90% majority one race/ethnicity	Indicates if a school has a student population over 90% single race or ethnicity (African American or Latinx) or does not
Average Student Hardship	Based on the student's residing community area, which is associated with a Hardship Index Score developed by UIC. All attending students' scores are averaged at the school level.
Community Life Expectancy	Life Expectancy Data (2010): Number of Years (based on community area in which the school is located)
Funding Index Score: A	School Budget Change (SY20 vs SY19) 1 to 5 scale
Funding Index Score: B	TIF (1999-19) & Capital (2010- 19) 1 to 5 scale
Teacher Turnover	Identifies teachers in school level teacher rosters as of Nov 1 of base FY19 and not on following Nov 1 FY20 roster (includes teachers who have transferred to other schools and those who have left the district)

Additional Counselors

CPS will continue to provide $15 million to fund an additional counselor for 131 schools, mostly on Chicago's South and West sides

CPS counselors help our students reach their full academic potential while taking care to address their social and emotional needs

Allocations of additional counselors were determined using CPS' Opportunity Index as well as the Community Violence Index to ensure positions are allocated to schools according to need for social and emotional learning support.

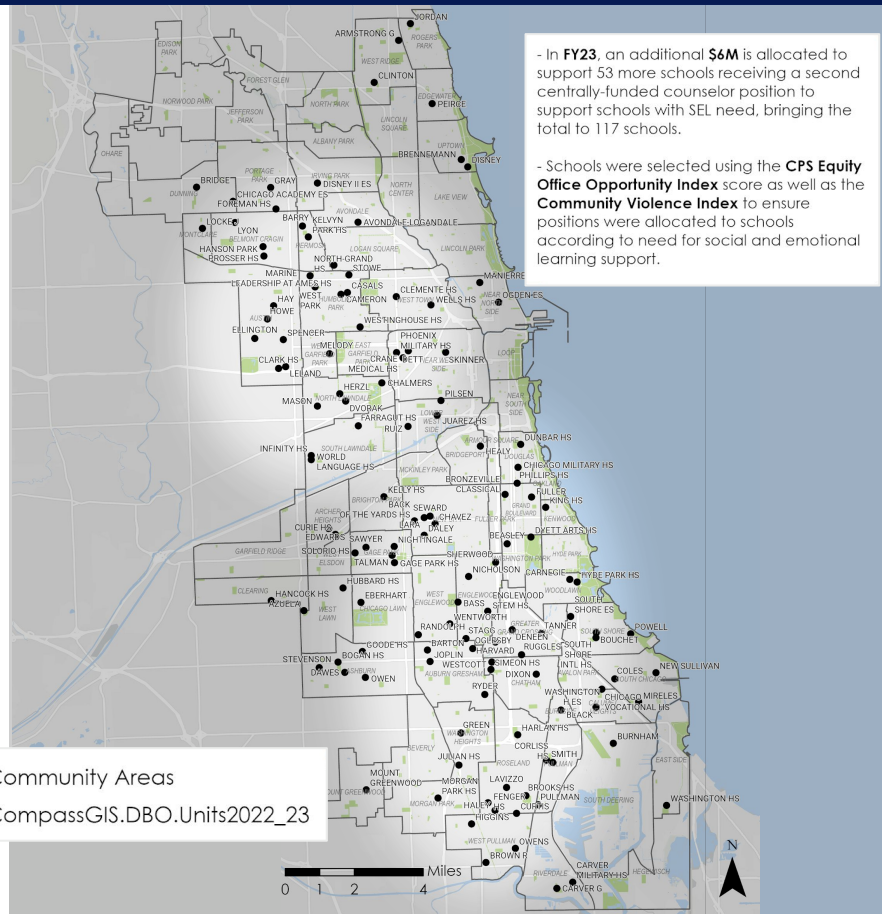

Instructional Coaches

Chicago Public Schools

CPS will continue to provide $45 million for instructional coaching and professional development with extra resources going to Chicago's South and West sides.

184 schools will be provided funding for full-time instructional coaches to expand schools' capacity to advance practices connected to the Instructional Core Focus Areas. Full-time coaches and additional school-based resources are allocated using CPS' Opportunity Index and composite data points on instruction, early literacy, and/or post-secondary support needs.

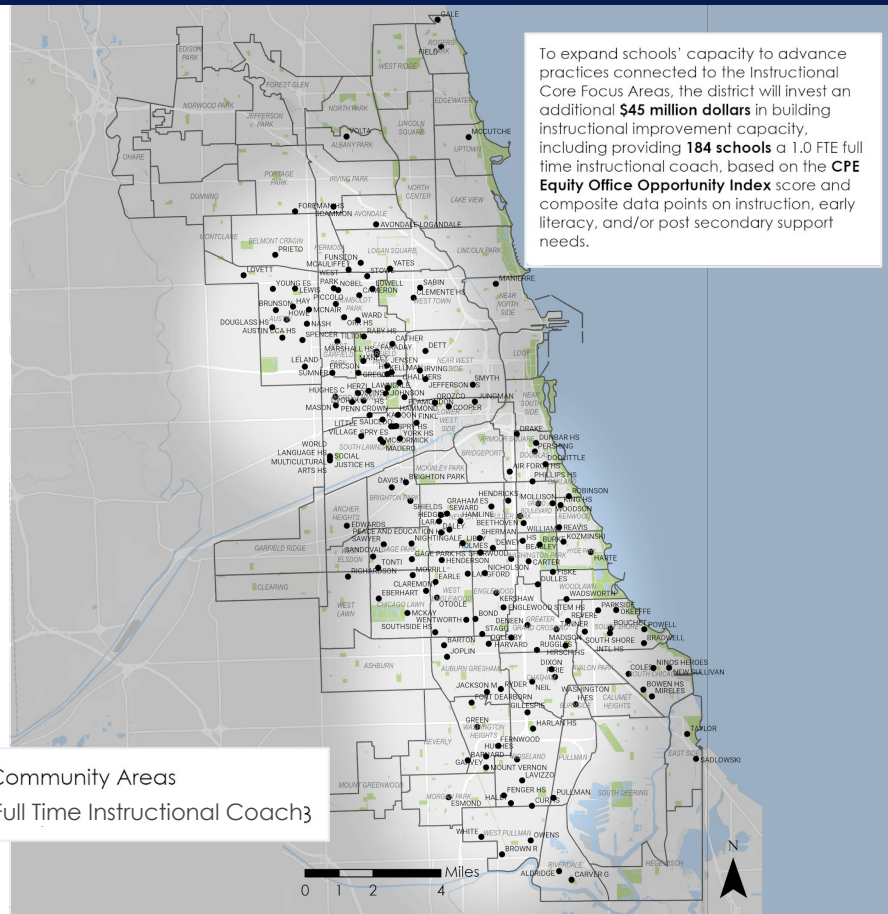

Equity Grants

Chicago Public Schools

Next year, CPS is investing $55 million — a $5 million increase from FY2023 — in Equity Grants to smaller, under-enrolled schools, mostly on Chicago's South & West sides. This funding will help ensure these schools will have resources to support district and local priorities and serve the students in their buildings.

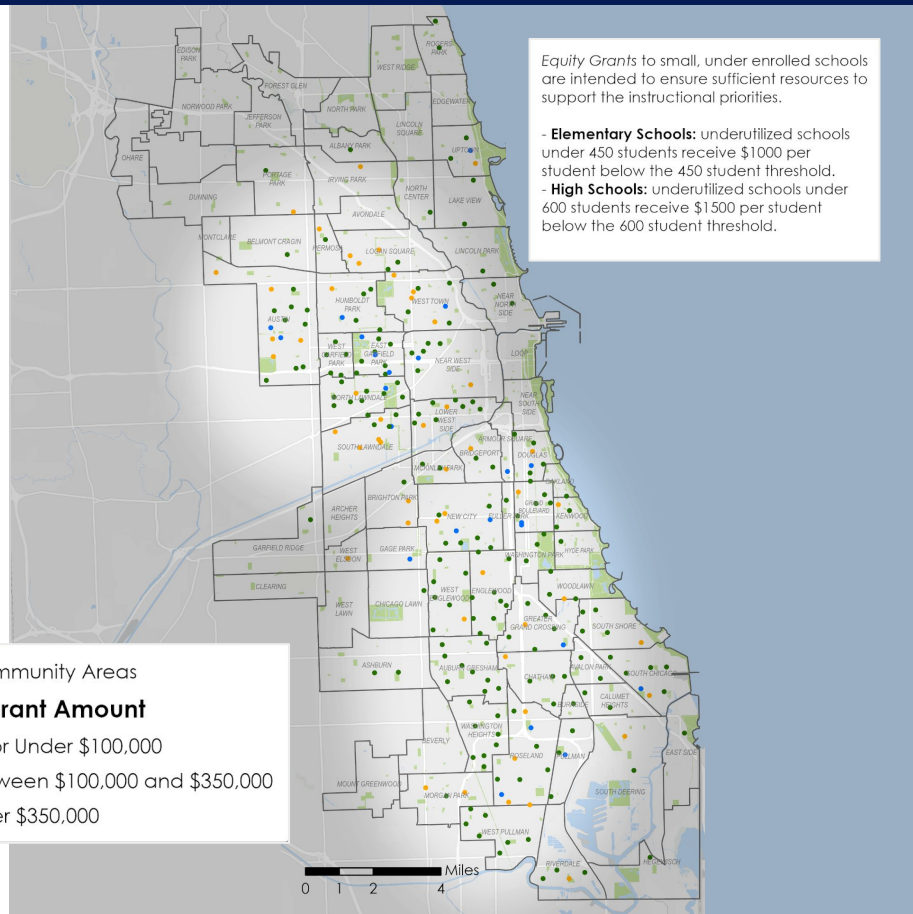

April 19: Principals can access their initial FY2024 school budget

April 20-May 3: CPS works with principals to prepare and submit budgets

May 4: Principals submit school budgets to CPS

Spring & Summer:

- Development of overall proposed budget
- Publishing of proposed budget
- Hearings on proposed budget
- Presentation of proposed budget to Board of Education for approval

Thank you

Chicago Public Schools

FY2024 School Budget Launch

Equity. Stability. Acceleration.