

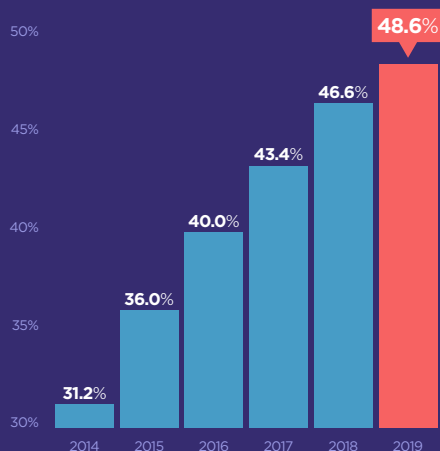


2019 Academic Report Card

Our students, across every demographic subgroup, continue to show growth and progress every single year. From rising graduation rates and record-high elementary math and reading scores to \$1.47 billion in scholarships, Chicago students and educators are making historic academic progress.

This year, we launched the district's new Five-Year Vision, which holds true to our values of academic progress, financial stability, and integrity, while committing to educational equity as our top priority. These principles guide our schools and push us to raise the bar to support all students and ensure their future success in college, career, and life.

Early College and Career Credentials



Number of Schools Awarded Supportive Schools Certifications



Safe Passage



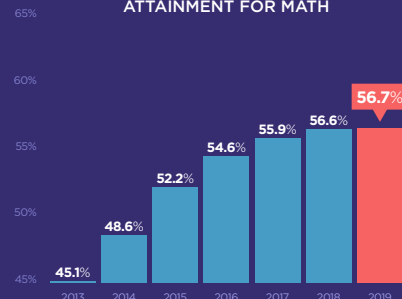
Student Enrollment

361,314 (2018–2019) 20th Day Enrollment

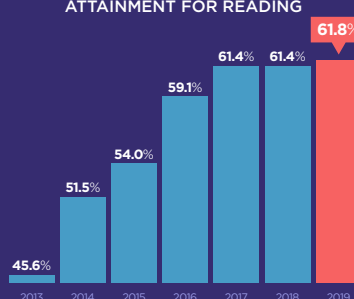
| | |
|--------------------------|--|
| 12,879 Preschool | 76.6% Economically Disadvantaged Students |
| 24,128 Kindergarten | 14.1% Students with IEPs |
| 213,651 Elementary (1–8) | 18.7% English Language Learners |
| 105,867 Secondary (9–12) | |

Northwest Evaluation Association (NWEA) Measure of Academic Progress (MAP)

AT OR ABOVE ATTAINMENT FOR MATH



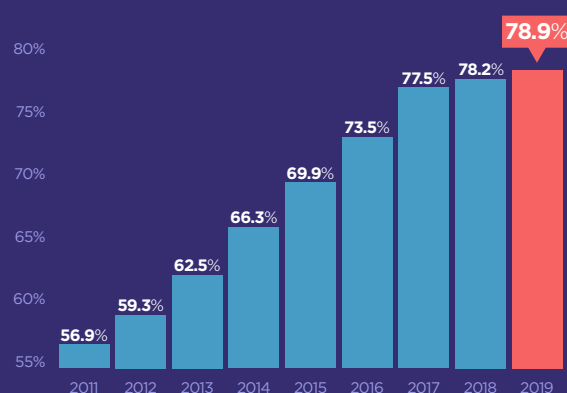
AT OR ABOVE ATTAINMENT FOR READING



Top 10 Illinois Schools According to U.S. News & World Report

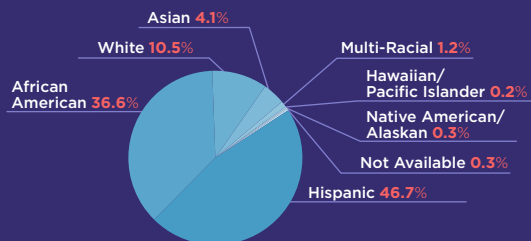
- Walter Payton College Prep
1st in Illinois
- Northside College Prep
2nd in Illinois
- Lane Tech College Prep
3rd in Illinois
- Whitney Young Magnet
4th in Illinois
- Jones College Prep
5th in Illinois
- Brooks College Prep
8th in Illinois
- Phoenix Military Academy
9th in Illinois

Graduation Rate

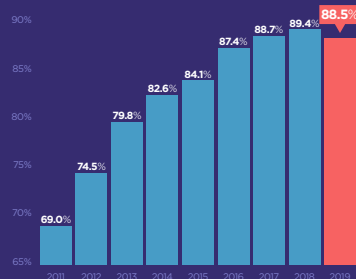


Student Makeup

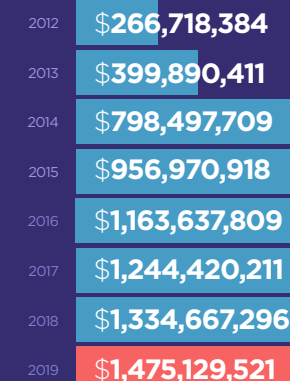
(2018–2019) 20th Day Enrollment



Freshman OnTrack Rate



Scholarships



Average PSAT 10 Composite Score

886
2019

Average SAT Composite Score

943
2019

Vision

Student-Centered
We place students at the center of everything we do.

Whole Child
We support our students so they are healthy, safe, engaged, and academically challenged.

Equity
We eliminate barriers to success and ensure equitable opportunities for all students.

Academic Excellence
We provide diverse curriculum and programs with high academic standards to prepare students for future success.

Community Partnership
We rely on families, communities, and partners in every neighborhood to shape and support our shared mission.

Continuous Learning
We promote an environment of continuous learning throughout CPS for students, teachers, leaders, and district staff.

